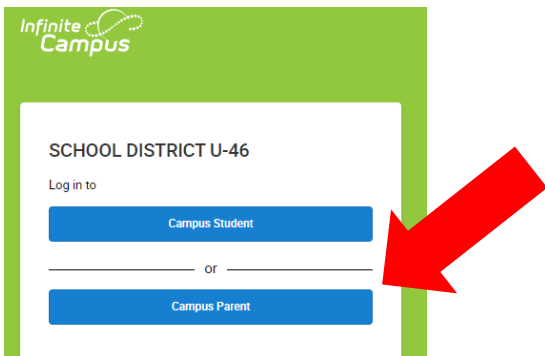


Instructions to View the Elementary Report Card for Grades 1-6

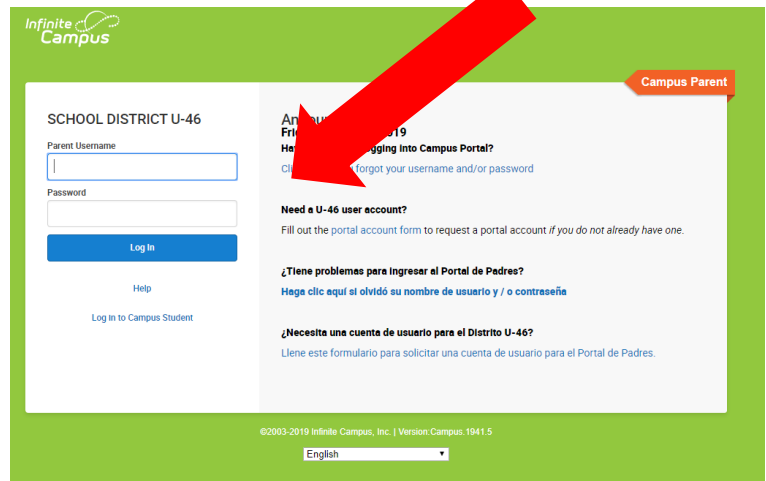


From the district website
www.u-46.org
Select "Infinite Campus"

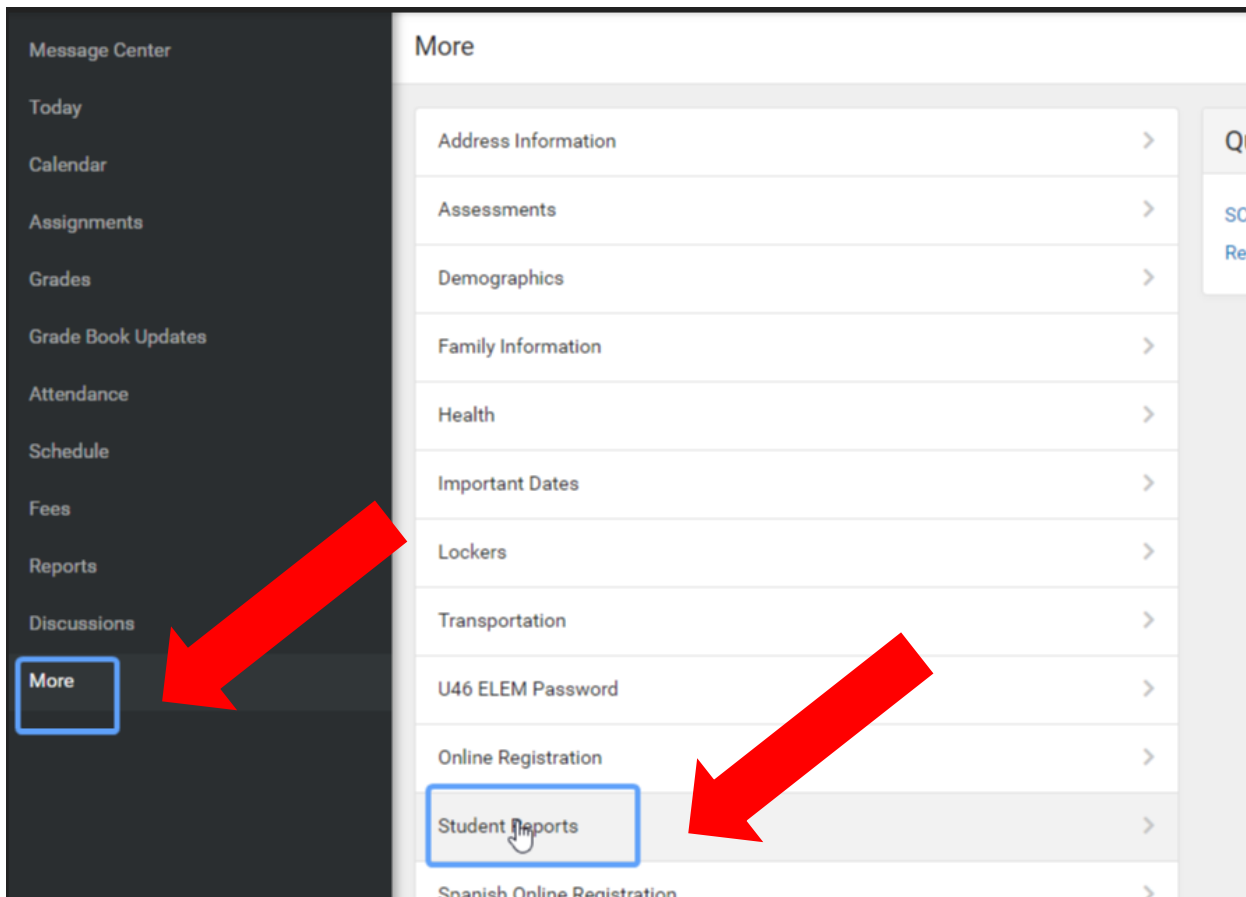
Click on "Campus Parent"



Enter your username and password



Select "More" on the left side of the screen and then select "Student Reports"



Select your student and the report "ES Report Card Portal", click on "Generate Report" and a PDF of the elementary report card will be generated, which you can print or save to your computer.

A screenshot of the 'Student Reports' web form. At the top, there is a blue header with the text 'Student Reports'. Below the header, there is a white box containing the instruction: 'Instructions: Select the student and report you would like to view.' The form has two main sections. The first section is labeled 'Select Student:' and contains a dropdown menu with the text '- BARTLETT ELEMENTARY' and a downward arrow. The second section is labeled 'Select a Report:' and contains a dropdown menu with the text 'ES Report Card Portal' and a downward arrow. At the bottom of the form, there are two buttons: 'Generate Report' and 'Return to Portal'. The 'Generate Report' button is highlighted with a blue box.